



THADHANI[®]
The Experts in Safety... Since 1947

FULL DOME SAFETY MIRROR

Data Sheet



FEATURES:

- Offers 360-degree viewing angle
- Ideal for junctions to see 4 different directions
- Optional chain for suspended fitting (up to 1m from the ceiling)
- Indoor use only
- Lightweight acrylic material
- 3 metre viewing distance



THADHANI[®]
The Experts in Safety... Since 1947

J.THADHANI & CO.

New #12/ Old #28, Stringers Street,
Chennai - 600001, Tamilnadu, India.



044 - 4262 5223



info@thadhanisafety.com



www.thadhanisafety.com

FULL DOME MIRROR – 600MM

The 600mm full dome safety mirror is an indispensable safety aid to areas that experience high traffic flow, or where vehicles and people mix, such as factories and warehouses. Either fixed directly to the ceiling or suspended by chains (optional extra) to position lower, this half-sphere mirror offers 360-degree 4-way vision when placed centrally.

Manufactured for Vigil Products of a shock-resistant acrylic protecting a mirror coating from damage so it lasts longer, the panoramic 360° mirror produces excellent image quality and benefits from a lightweight convex design. The 600mm diameter offers a viewing distance of up to 3 metres, and the optional hanging kit allows you to suspend the mirror up to 1 metre from the ceiling, and is supplied with chains and hooks for easy installation.

The domed ceiling mirror is suitable for indoor use and is ideal for improving safety in warehouses, distribution hubs and factories and security in a retail shop or public buildings.



Product	Full Dome Mirror – 600mm
Product Code	VP-CM600F
H x W x D	260x600x600mm
Weight	0.86kg
Colour	Silver
Material	Lightweight acrylic material
Carton Quantity	10
Carton Weight	11kg
Carton Dimensions	460x660x660mm



THADHANI[®]
The Experts in Safety... Since 1947

J.THADHANI & CO.

New #12/ Old #28, Stringers Street,
Chennai - 600001, Tamilnadu, India.




044 - 4262 5223

info@thadhanisafety.com

www.thadhanisafety.com



THADHANI[®]
The Experts in Safety... Since 1947



DuraVision™ Convex Mirror Product Sheet:



Indoor Full Dome

The Ceiling Dome is probably the most effective surveillance method and deterrent to retail theft due to its large 360° area of reflection. In retail areas, when strategically placed, domes can be positioned above aisles and junctions for wide area surveillance and can even be used in some areas with ceiling hung banners.

This Full Dome mirror can assist surveillance of large areas in factories and warehouses where storage and high shelving obscure the vision of staff and forklift trucks at busy intersections.

Features

- 2mm or 3mm acrylic face
- Pure reflective coating
- Dome top screws for attaching to ceiling
- Suspension kit for hanging from high ceilings

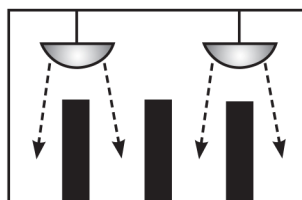
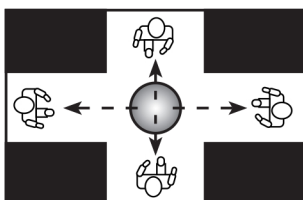
Suitable Uses

- Retail and Security
- Office Cubicle Surveillance
- Four-way intersections in buildings
- Above high shelving and isles
- Factory and warehouse crossroads

Specifications

Code	Size	View Distance	Mirror Face	Fixing Hardware	Mounting Holes
18585H	600mm	Up to 6m	2mm Acrylic	Suspension Kit & Screws	3 x 5mm
18590H	900mm	Up to 9m	2mm Acrylic	Suspension Kit & Screws	4 x 5mm
18596H	1200mm	Up to 16m	3mm Acrylic	Suspension Kit & Screws	6 x 5mm

Positioning



Situation Images:



Office Cubicles



Retail Observation



Industrial Safety

Mirror Systems

J.THADHANI & CO.

New #12/ Old #28, Stringers Street,
Chennai - 600001, Tamilnadu, India.

☎ 044 - 4262 5223

✉ info@thadhanisafety.com

🌐 www.thadhanisafety.com



THADHANI[®]
The Experts in Safety... Since 1947